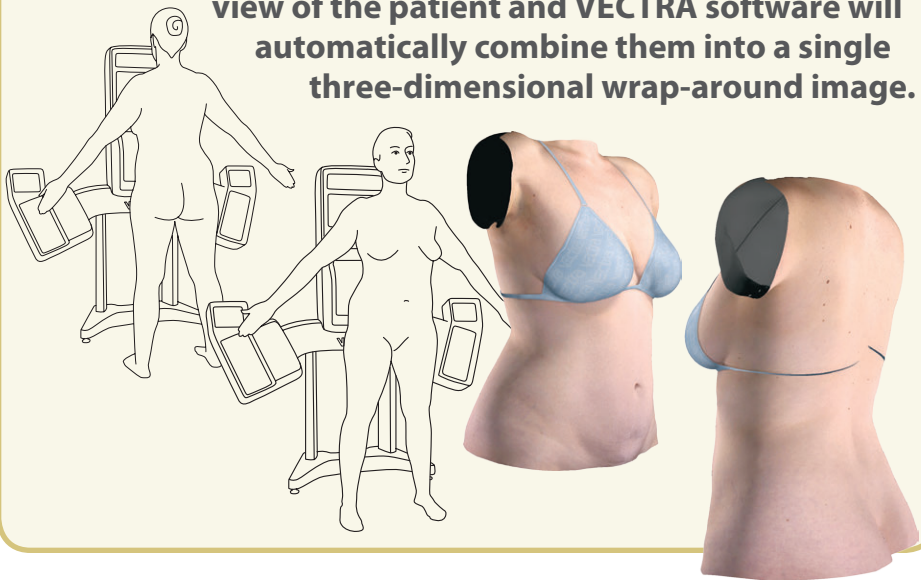


What's NEW in VECTRA 5.7

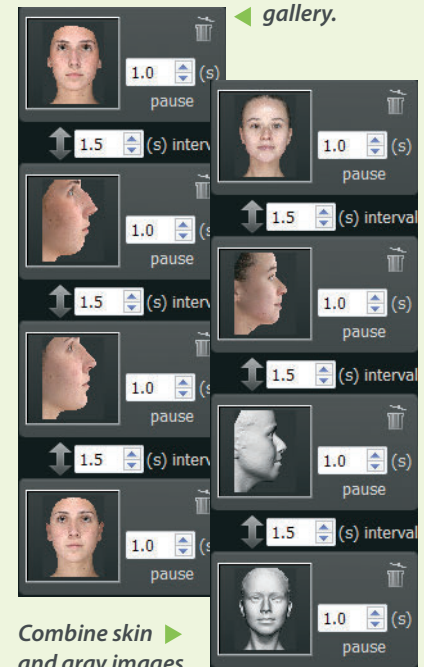
Automatic 360° Body Stitching for XT and X3 captures

Simply take a front and back view of the patient and VECTRA software will automatically combine them into a single three-dimensional wrap-around image.



Animation tool now enables you to incorporate multiple images into a single animation, such as fading between pre-op and simulated images, or pre-op and post-op images.

Combine pre-op and post-op images to create animations for your website gallery.



Combine skin and gray images to create animations for presentations.

Dynamic photo mode


adds a third shading mode, similar to Gray mode. The image is skin colored, but with reduced detail.



This helps to show shape and anatomical features under raked lighting and accentuates cleavage.

NEW in Breast Sculptor®

- **Improved Mastopexy simulations** More breast shapes are now accommodated.
- **Breast implant libraries** are updated with the latest changes made by the implant manufacturers.

 **Windows 10** compatible for all consultation computers and VECTRA H1 capture computers.

IMAGING EXCELLENCE FROM
 **CANFIELD**

www.canfieldsci.com / info@canfieldsci.com / phone +1.973.276.0336 / (USA) 800.815.4330

3D SOLUTIONS • FACIAL IMAGING & ANALYSIS • IMAGING SOFTWARE • PHOTOGRAPHY • RESEARCH SYSTEMS & SERVICES • TRAINING