

Mirror

medical imaging software



PhotoFile



PhotoTools



Rejuvenation



Mirror Suite



DermaGraphix

IMAGING EXCELLENCE FROM

 **CANFIELD**

Mirror PhotoFile®

advanced medical image management software

Mirror PhotoFile is the backbone for medical image capture systems, including seamless integration with Canfield's VISIA®, Reveal®, VECTRA® 3D, IntelliStudio®, and VEOS™.



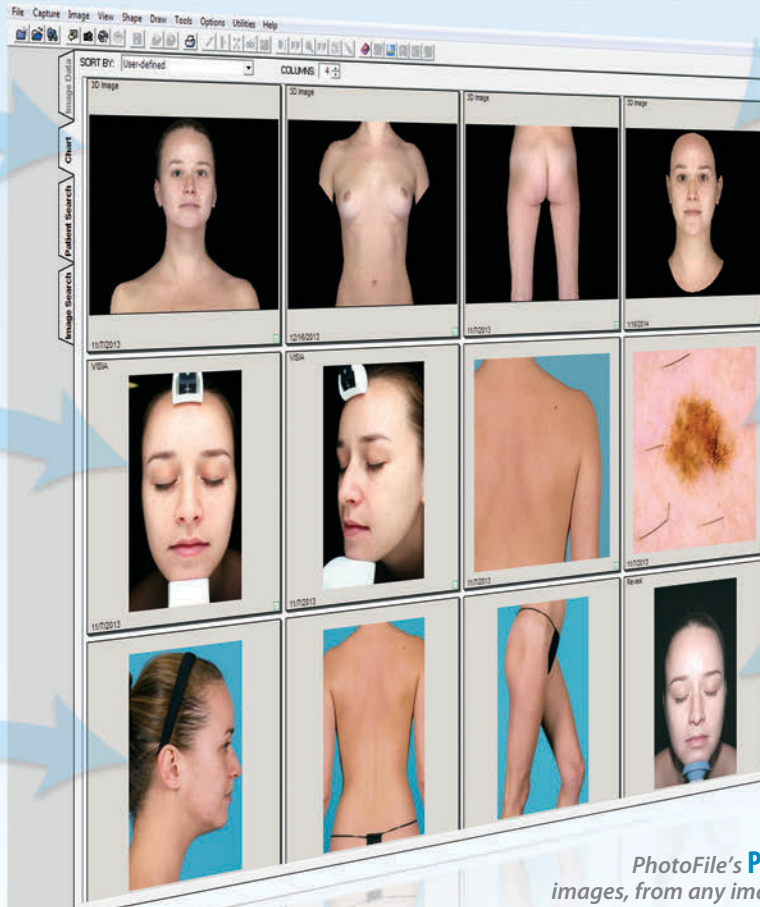
VECTRA-XT
3D imaging for body, breast, and face



VISIA
facial imaging with complexion analysis



IntelliStudio
mobile studio system



VECTRA-H1
handheld 3D camera

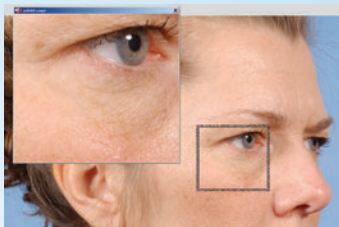


VEOS-DS3
dermatoscope



Reveal
facial imager

*PhotoFile's **Patient Chart**: View all of a patient's images, from any image capture system, all on one screen.*



With Mirror's **Loupe Tool**, you can closely examine skin features to help target problem areas.



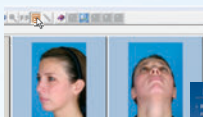
Track treatment progress and demonstrate surgical results with **side-by-side** view.

ATTRIBUTE	IMAGE DATA
Procedure	
VALUES	
Blepharoplasty - Upper	
Blepharoplasty - 15823	
Blepharoplasty - Lower	
Blepharoplasty - Upper	
Botox Injection	
Brachioplasty - 15836	

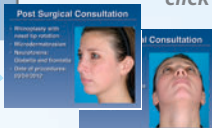
Assign customizable **attributes** to your patient images so you can search, view, or print images by procedure, diagnosis, or other criteria.

PhotoFile keeps your medical images instantly accessible, yet provides HIPAA security features. Hospitals depend on Mirror software for their medical image management needs.

With the industry-standard Mirror medical interface, patient chart structure, and preconfigured and customizable diagnosis and procedure libraries, Mirror PhotoFile is medical image management at its best.



Export to PowerPoint® automates creation of presentations. Select your images and click on the layout you want—PhotoFile generates the PowerPoint to your specs.



"We have a diverse, image intensive practice that includes VECTRA 3D and VISIA systems. With a common interface to our central patient database, Mirror is the foundation for all of our clinical imaging applications."

— William Burden, MD, FACS
Destin Plastic Surgery, Destin, Florida

Mirror Suite

comprehensive patient imaging software

Mirror Suite combines PhotoFile, PhotoTools, Rejuvenation, and 2D simulation tools in one fully integrated solution for medical image management, visual communication and aesthetic simulation. Discover for yourself why so many leading aesthetic practices around the world rely on Mirror Suite for all their patient imaging.

PhotoTools

software to help you get the most from your images

Mirror PhotoTools is an invaluable tool set for enhancing communication and optimizing images.

- Streamline medical photography with tethered image capture and MatchPose®.
- Multiply the effectiveness of your patient images for use in surgical planning, and for polished, professional consultations, presentations and publication.

Create an efficient workflow

Mirror's tethered image capture option allows you to capture high-quality digital images directly into your patient's chart, saving time and preventing errors.



MatchPose® image overlay makes it easy to capture perfect "before and afters" every time: Superimpose a translucent live preview over the baseline image on screen to ensure correct positioning.

Import any image from any source: digital camera, endoscope, scanner, video microscope.

Integrated tools help you get the most from your images for enhanced communication and polished, professional presentations and publication.

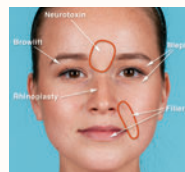


Color and orientation matching to remove color shifts and adjust image size and rotation for consistent appearance

Split-face comparison to demonstrate asymmetry

Labels & whiteboarding for easy annotation

Automatically measure calibrated distances, angles, areas and proportions for surgical planning and analysis.



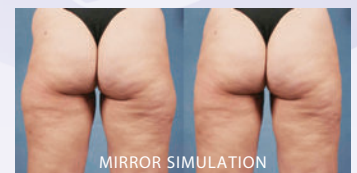
facelift



rhinoplasty and chin augmentation



necklift



liposuction

Rejuvenation

software for simulating skin rejuvenation procedures



Easily simulate the benefits of procedures such as neurotoxins, dermal fillers, laser procedures, microdermabrasion, and more.

"It's one thing to explain to someone what you have in mind, it's quite another to actually sit down and show it to them. Mirror allows me to express myself—to communicate better."

— Richard Cummings, MD
Board Certified Plastic Surgeon
Cummings Plastic Surgery
Kinston, North Carolina



GOLD STANDARD TECHNICAL SUPPORT

A Canfield software **support & upgrade** agreement ensures that you'll receive each new upgrade automatically and enjoy unlimited, toll-free, priority access to Canfield's knowledgeable technical support experts.

Mirror SOFTWARE BUNDLES



Mirror PhotoFile



PhotoTools bundle



Rejuvenation bundle



Mirror Suite bundle



DermaGraphix¹ bundle

Included in bundle:

	Mirror PhotoFile	PhotoTools bundle	Rejuvenation bundle	Mirror Suite bundle	DermaGraphix ¹ bundle
PhotoFile features	patient charts	●	●	●	●
	unlimited, user-definable image data fields	●	●	●	●
	database search	●	●	●	●
	image import from digital cameras	●	●	●	●
	loupe tool	●	●	●	●
	side-by-side image viewing	●	●	●	●
	export to PowerPoint®	●	●	●	●
	patient privacy	●	●	●	●
PhotoTools features	tethered image capture	-	●	-	●
	MatchPose®	-	●	-	●
	image overlay (compare)	-	●	●	-
	color correction	-	●	-	●
	orientation matching	-	●	-	●
	resize/crop and layouts	-	●	-	●
	label/annotation layer	-	●	-	●
	whiteboarding	-	●	-	●
	consultation tools (Enhance, asymmetry, mirror)	-	●	-	●
	presentations tool	-	●	-	●
	RBX® Red/Brown subsurface analysis	-	●	-	●
	measurement tools	-	●	-	●
Simulation	Aesthetic Simulation: A core set of tools for simulating most aesthetic procedures. Ideal for rhinoplasty, face lift, otoplasty, chin augmentation, abdominoplasty and liposuction.	-	-	-	●
	Rejuvenation module	-	-	●	-
	Hair module	-	-	-	●
	Breast module	-	-	-	●
	Bleph & Brow module	-	-	-	●
BODY MAPPING	body map	-	-	-	●
	image linking/mole mapping	-	-	-	●
	create stand-alone viewer CD	-	-	-	●
support	network licenses included ²	1	1	1	3
	1-year support & upgrades included	-	●	●	●
	initial training included ³	▲ 1-hour	▲ 2-hour	▲ 2-hour	▲ 1/2-day

¹ To learn more about Mirror DermaGraphix® Body Mapping software, ask for the Canfield Total Body Photography brochure.

▲ live, web-based training⁴ ■ on-site training

² Mirror Suite license allows software to be used on any three network workstations concurrently. Other products may be used on one workstation at a time. Additional network licenses are available for all products.

³ Additional training is available for all products on a per diem basis. Four weeks advance scheduling is required. Travel costs are included in 48 contiguous United States only.

⁴ Live, web-based training is available for users with high speed internet access.



Live, on-line imaging webinars

Brush up on imaging skills, learn about new features in the latest software upgrade, get training for a new staff member, learn more effective ways to increase surgical bookings using simulation tools. Unlimited free webinars are included with support agreement.

IMAGING EXCELLENCE FROM



www.canfieldsci.com / info@canfieldsci.com / phone +1.973.276.0336 / (USA) 800.815.4330

3D SOLUTIONS • FACIAL IMAGING & ANALYSIS • IMAGING SOFTWARE • PHOTOGRAPHY • RESEARCH SYSTEMS & SERVICES • TRAINING

Mirror, RBX, PhotoFile, DermaGraphix, MatchPose, VISIA, Reveal, VECTRA, VEOS, and IntelliStudio are registered trademarks of Canfield Scientific, Inc. PowerPoint is a registered trademark of Microsoft Corporation in the United States and other countries.